



☺ *Park with Smile* ☺

VISION

Arihant parking systems will be an ideal solution provider for today's car parking problems with all its parking systems. Arihant will rapidly handle a position with the growing market globally, with our work at major cities all over India.

Executing number of projects to provide parking solution Arihant is best itself in terms of quality products 100% accuracy. Arihant parking systems provides fully equipped parking solutions that are economical, compact, reliable, safe and easy to use.

We at Arihant design systems to increase parking capacity with consuming less space and making it economical. Arihant offers a range of innovative sustained solution for car parking. The systems are engineered with smooth operating, efficiency and durability.

Arihant is supported by a complete team of engineers and designers with a well developed infrastructure for manufacturing and also backed by a group of team for after sale services of equipment.

ABOUT US

We Arihant parking systems are Manufacturing and supplying of this impeccable range of Car Parking System, Manufacturing of this range is done in accordance with the set industry norms and guidelines, utilizing the finest raw materials and modern machines. This ensures the product's performance, service life, strength, capacity and user friendly nature. This range offered by us, comprises the finest and highly demand products like Single Pole Car Parking System, Two Step Car Parking System and Multi Car Parking System. Further we provide the finest and the most reasonably priced Repairing and Maintenance services.

The highly advanced infrastructural facility equipped with all the necessary machinery and equipment, help us in the attainment of several of the firm's predefined goals and objectives. The facility regularly upgraded, help us in the maintaining of our position in the market. For managing the firm's operations in the best possible manner, the facility has been parted into several highly operational units. These units, in the most skillful manner, help us boost productivity. Further, our abidance of industry guidelines and norms, have helped us generate a huge client base.

Under the guidance and supervision of our experienced team & management we have managed to reach several heights of success in the past years of our existence. Our managerial skills and ability to understand the Market, has helped us smoothen our path to success. Further, we provides regular benefits to the employees, for reasons of keeping them motivated.

1) Two level stack parking systems (G+1) A2S:


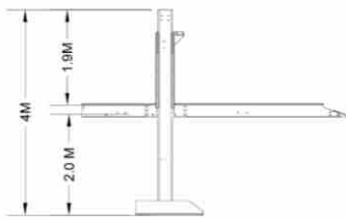


ARIHANT's two level car parking system provides parking space for two passenger cars one above the other. It is based on hydraulic systems. systems stand on two steel pillars with base plates and offers flexibility when installed in basements and garages. The platform is curved at the ends to allow the car to roll on / roll off conveniently from either side. An operating control pendant can be conveniently located anywhere in the garage, basements, and outdoor structures for operation from a safe distance.

General Details

| | | |
|-----|---------------------|---|
| 1) | Maximum load (kg) | 2000 kg |
| 2) | Operation type | dependent |
| 3) | No. of parking slot | 2 cars |
| 4) | Working type | Hydraulic driven balanced with high strength chain. |
| 5) | Material used | Mild steel and G.I sheet |
| 6) | Finishing | Epoxy painting or powder coating as per client requirement |
| 7) | Motor | 3 hp motor |
| 8) | Travel speed | 40 to 45 seconds |
| 9) | Power source | AC 415V, 3 PH, 50 Hz & Lighting - AC 220V, 1 PH, 50 Hz |
| 10) | Power consumption | 0.05 units per operation. |
| 11) | Operated by | Push button or three-way key switch with emergency stop button |
| 12) | Structure | One connected platform operated on two pole structure lifted with one hoisting slider connecting platforms, with corrugated G.I wave sheets on platform |
| 13) | Safety system | Emergency Stopper, Pallet Stopper, solenoid magnetic coil lock system, Limit Switch and sensor. |
| 14) | Application | Residential, Commercial, Hotels, Malls, hospital etc |
| 15) | Valve | Manifold block valve – solenoid operated. (Pressure max- 160 bar) |
| 16) | Power pack | Hydraulic power pack (1440rpm,3ph,50hz) Tank capacity: 12/25/40LTRS/60LTRS/ 80ltrs |

Dimensions with layout



| Parameter | SMALL | BIG |
|------------------------|-------|-------|
| Required space(Length) | 4.5M | 5.5M |
| Required space(width) | 2.3M | 2.5M |
| Platform width | 1.95M | 2.15M |
| Required Height | 4M | 4M |
| Platform length | 4M | 4M |

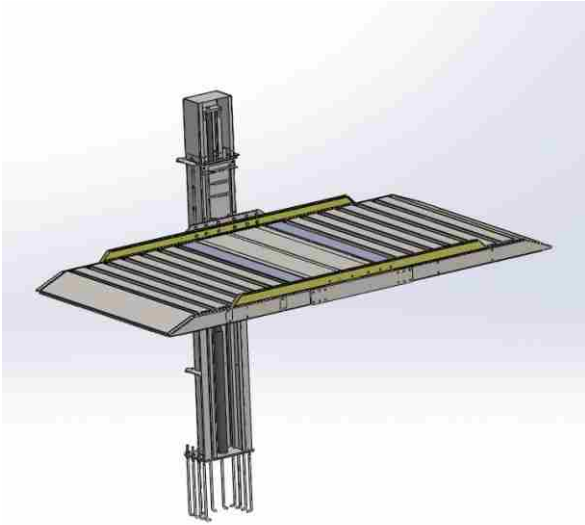
Technical specification :

- Systems stand on two steel pillars with base plates (mounted on the floor)
- Platform made of hot dipped galvanized corrugated floor plates to reduce dead weight & increase durability.
- With two sliding platforms (mounted on to the steel pillars with sliding bearings)
- Single platform.
- System is operated on mechanical control system (to ensure proper synchronous operation of the hydraulic cylinders while lowering and lifting the platform).
- Systems are lifted & lowered on bases of single hydraulic cylinder
- Automatic hydraulic safety valve (prevents accidental lowering of the platform)
- Connecting elements, bolts, nuts, etc.

To be performed by the customer

- Customer should provide a proper parking space allotted as per plan without any obstruction, with the minimum clear depth of the pit/well needs to be 4mtr from the Ground Level.
- Civil work would be under client's scope for the foundation of the two-level parking systems at the allotted space for system, with the formation of the pit as per the plan with oil proof paint inside.
- Lockable storage room should be provided at the site for storing tools, equipment's & other valuables needed during erection
- We recommend the provision of a drainage channel at the front of the pit which can either incorporate a pump 50 x 50 x 20 cm, or a connection into the storm water sewerage system via a petrol/oil interceptor. If the pump sump is not/ by manual drainage.
- For electric supply, 3 phase, 415 V ($\pm 10\%$) 50 Hz ($\pm 2\%$) 4 wire (3 PH + N + PE) electrical 2 supply to the main power point and the control wire line (5 x 2.5 mm, copper 3 PH + N + PE) with marked wire and protective conductor must be provided by customer during installation.
- Railings and safety fences concerning the building structure and proper safety railing around the pit.
- Additional small space should be allotted for installing the hydraulic power pack system.

2) Single post cantilever parking systems (G+1) A2C

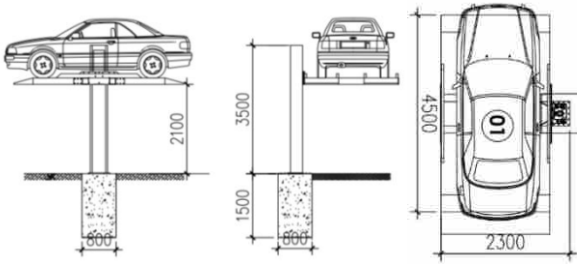


ARIHANT's single post cantilevered parking system provides parking space for two passenger cars one above the other. Aesthetic Design makes it look posh; it is based on hydraulic systems. The unique feature of this system is it's based on single pole which saves more space and the hi-tech mechanism has an innovative pallet that is lifted up and after that the car is loaded. The cantilever Stack Park is installed in the driveways, touching the compound wall or any other corner. When the platform is at its peak level, the driveway is clear for normal usage. Simple operation, an operating control pendant can be conveniently located anywhere in the garage, basements, and outdoor structures for operation from a safe distance.

General Details

| | | |
|-----|---------------------|--|
| 1) | Maximum load (kg) | 2000 kg |
| 2) | Operation type | dependent |
| 3) | No. of parking slot | 2 cars |
| 4) | Working type | Hydraulic driven balanced with roller on slider |
| 5) | Material used | Mild steel and G.I sheet |
| 6) | Finishing | Epoxy painting or powder coating as per client requirement |
| 7) | Motor | 3 hp motor |
| 8) | Travel speed | 40 to 45 seconds |
| 9) | Power source | AC 415V, 3 PH, 50 Hz & Lighting - AC 220V, 1 PH, 50 Hz |
| 10) | Power consumption | 0.05 units per operation. |
| 11) | Operated by | Push button or three-way key switch with emergency stop button |
| 12) | Structure | One connected platform operated on single pole corrugated box structure lifted with one hoisting slider connecting one side platforms, with corrugated G.I wave sheets on platform |
| 13) | Safety system | Emergency Stopper, Pallet Stopper, solenoid magnetic coil lock system, Limit Switch and sensor. |
| 14) | Application | Residential, Commercial, Hotels, Malls, hospital etc |
| 15) | Valve | Manifold block valve – solenoid operated. (Pressure max- 160 bar) |
| 16) | Power pack | Hydraulic power pack (1440rpm,3ph,50hz) Tank capacity: 12/25/40LTRS/60LTRS/ 80ltrs |

Dimensions with layout



| Parameter | SMALL | BIG |
|-------------------------|-------|------|
| Required Space (LENGTH) | 5M | 5.5M |
| Required Space (WIDTH) | 2.4M | 2.6M |
| Platform width | 2M | 2.2M |
| Platform length | 4M | 4.5M |
| Height | 4M | 4M |

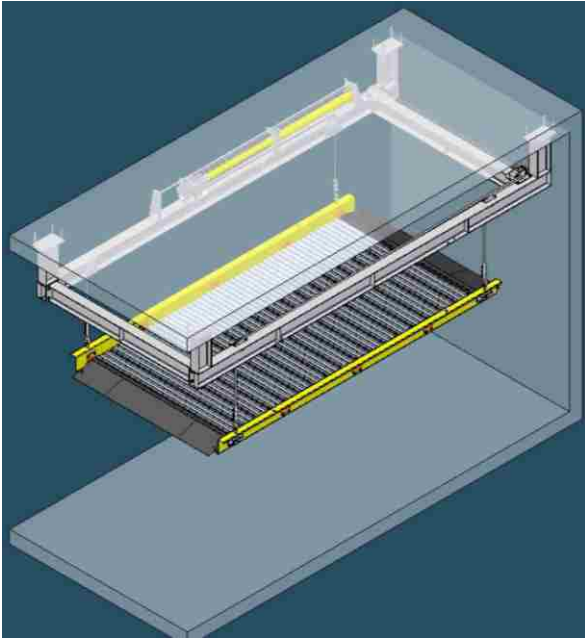
Technical specification :

- Systems stand on single corrugated pole with base plates (mounted on the floor)
- Platform made of hot dipped galvanized corrugated sheet floor plates to reduce dead weight & increase durability.
- With single sliding platforms (mounted on to the steel pillars with sliding bearings rollers)
- Single platform.
- System is operated on hydraulic control power pack system (to ensure proper synchronous operation of the hydraulic cylinders while lowering and lifting the platform)
- Systems are lifted & lowered on bases of single hydraulic cylinder
- Solenoid hydraulic safety valve (prevents accidental lowering of the platform)
- Connecting elements, bolts, nuts, etc.

To be performed by the customer

- Customer should provide a proper parking space allotted as per plan without any obstruction, with the minimum clear depth of the pit/well needs to be 4mtr from the Ground Level.
- Civil work would be under client's scope for the foundation of the two-level parking systems at the allotted space for system, with the formation of the pit as per the plan with oil proof paint inside.
- Lockable storage room should be provided at the site for storing tools, equipment's & other valuables needed during erection
- We recommend the provision of a drainage channel at the front of the pit which can either incorporate a pump 50 x 50 x 20 cm, or a connection into the storm water sewerage system via a petrol/oil interceptor. If the pump sump is not/ by manual drainage.
- For electric supply, 3 phase, 415 V ($\pm 10\%$) 50 Hz ($\pm 2\%$) 4 wire (3 PH + N + PE) electrical 2 supply to the main power point and the control wire line (5 x 2.5 mm, copper 3 PH + N + PE) with marked wire and protective conductor must be provided by customer during installation.
- Railings and safety fences concerning the building structure and proper safety railing around the pit.
- Additional small space should be allotted for installing the hydraulic power pack system.

3) No Post suspended parking systems (G+1) A2SP

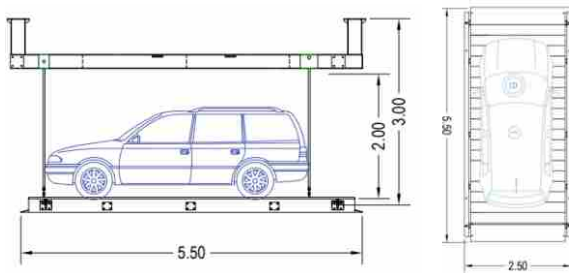


ARIHANT's No post Suspended type parking system provides parking space for two passenger cars one above the other. Aesthetic Design makes it look posh; it is based on hydraulic systems. The unique feature of this system is it's doesn't have any column or post on floor level which saves more space, this type of systems are mounted on slab with H.T chemical fastening and the hi-tech mechanism has an innovative pallet that is lifted up and after that the car is loaded. The Suspended type Stack parking systems can be installed in the driveways, podium, basement ground or any other corner but under the slab area. When the platform is at its peak level, the driveway is clear for normal usage or car passing also. Simple operation, an operating control box can be conveniently located anywhere in the garage, basements, and under the slab structures for operation from a safe distance.

General Details

| | | |
|-----|---------------------|--|
| 1) | Maximum load (kg) | 2000 kg |
| 2) | Operation type | dependent |
| 3) | No. of parking slot | 2 cars |
| 4) | Working type | Hydraulic driven balanced with high strength wire rope. |
| 5) | Material used | Mild steel and G.I sheet |
| 6) | Finishing | Epoxy painting or powder coating as per client requirement |
| 7) | Motor | 3 hp motor |
| 8) | Travel speed | 40 to 45 seconds |
| 9) | Power source | AC 415V, 3 PH, 50 Hz & Lighting - AC 220V, 1 PH, 50 Hz |
| 10) | Power consumption | 0.05 units per operation. |
| 11) | Operated by | Push button or three-way key switch with emergency stop button |
| 12) | Structure | Single platforms operated on suspended type structure mounted on slab lifted with rope four side connecting to platform, with corrugated G.I wave sheets on platform |
| 13) | Safety system | Emergency Stopper, Pallet Stopper, solenoid magnetic coil lock system, Limit Switch and sensor (optional). |
| 14) | Application | Residential, Commercial, Hotels, Malls, hospital etc |
| 15) | Valve | Manifold block valve – solenoid operated. (Pressure max- 160 bar) |
| 16) | Power pack | Hydraulic power pack (1440rpm,3ph,50hz) Tank capacity: 12/25/40LTRS/60LTRS/ 80ltrs |

Dimensions with layout



| Parameter | SMALL | MEDIUM | BIG |
|-------------------------|-------|--------|------|
| Required Space (LENGTH) | 5M | 5.5M | 6M |
| Required Space (WIDTH) | 2.4M | 2.6M | 2.8M |
| Platform width | 2M | 2.2M | 2.4M |
| Platform length | 4.5M | 5.5M | 5.5M |
| Required Height | 4M | 4M | 4M |

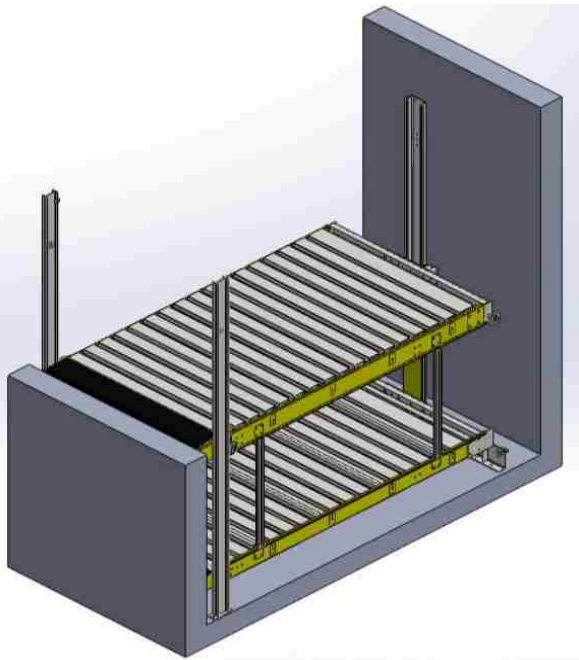
Technical specification :

- Systems frame mounted on the slab with base plates and platform balanced on rope. (mounted on the slab)
- Platform made of hot dipped galvanized corrugated floor plates to reduce dead weight & increase durability.
- Lifting of platforms done by horizontal hydraulic cylinders mounted on frame balanced on rope (frame mounted on slab sliding bearings)
- Single platforms.
- System is operated on mechanical control system (to ensure proper synchronous operation of the hydraulic cylinders while lowering and lifting the platform)
- Systems is lifted & lowered on bases of Two hydraulic cylinders.
- Solenoid hydraulic safety valve (prevents accidental lowering of the platform)
- Connecting elements, bolts, nuts, etc.

To be performed by the customer

- Customer should provide a proper parking space allotted as per plan without any obstruction, with the minimum clear width and length and proper slab finishing with required slab strength.
- Civil work would be under client's scope for the foundation of the parking systems at the allotted space for system, with the slab strengthen work as per the plan with water proof paint on surface.
- Lockable storage room should be provided at the site for storing tools, equipment's & other valuables needed during erection
- We recommend the provision of a drainage channel at the front of the pit which can either incorporate a pump 50 x 50 x 20 cm, or a connection into the storm water sewerage system via a petrol/oil interceptor. If the pump sump is not/ by manual drainage.
- For electric supply, 3 phase, 415 V ($\pm 10\%$) 50 Hz ($\pm 2\%$) 4 wire (3 PH + N + PE) electrical 2 supply to the main power point and the control wire line (5 x 2.5 mm, copper 3 PH + N + PE) with marked wire and protective conductor must be provided by customer during installation.
- Railings and safety fences concerning the building structure and proper safety railing around the pit.
- Additional small space should be allotted for installing the hydraulic power pack system.

4) Two level pit parking systems parking (G-1) A2PS

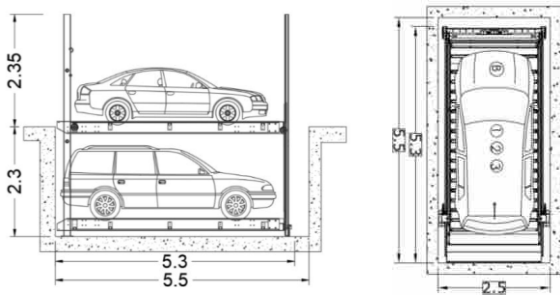


ARIHANT's Two level pit type parking system provides parking space for two passenger cars one on ground level and other into the pit. This is a independent type parking system. Aesthetic Design makes it look posh; it is based on hydraulic type systems. The unique feature of this system is it can occupy two cars with independent exist of any car which saves more space, this type of systems are installed into the pit and the hi-tech mechanism has an innovative two pallet connected with each other that is lifted up and after that the car is loaded. The two-level pit type Stack parking systems can be installed in the ground level, basement level or any other corner but requires a pit on that level. Simple operation, an operating control box can be conveniently located anywhere in the garage, basements, and under the slab structures for operation from a safe distance.

General Details

| | | |
|-----|---------------------|---|
| 1) | Maximum load (kg) | 2000 kg |
| 2) | Operation type | Independent |
| 3) | No. of parking slot | 2 cars |
| 4) | Working type | Hydraulic driven balanced with high strength wire rope. |
| 5) | Material used | Mild steel and G.I sheet |
| 6) | Finishing | Epoxy painting or powder coating as per client requirement |
| 7) | Motor | 3 hp motor |
| 8) | Travel speed | 40 to 45 seconds |
| 9) | Power source | AC 415V, 3 PH, 50 Hz & Lighting - AC 220V, 1 PH, 50 Hz |
| 10) | Power consumption | 0.05 units per operation. |
| 11) | Operated by | Push button or three-way key switch with emergency stop button |
| 12) | Structure | Two connected platforms operated on three pole structure lifted with one hoisting slider connecting both platforms, with corrugated G.I wave sheets on platform |
| 13) | Safety system | Emergency Stopper, Pallet Stopper, solenoid magnetic coil lock system, Limit Switch and sensor. |
| 14) | Application | Residential, Commercial, Hotels, Malls, hospital etc |
| 15) | Valve | Manifold block valve – solenoid operated. (Pressure max- 160 bar) |
| 16) | Power pack | Hydraulic power pack (1440rpm,3ph,50hz) Tank capacity: 12/25/40LTRS/60LTRS/ 80ltrs |

Dimensions with layout



| Parameter | SMALL | BIG |
|-------------------------------|-------|-------|
| Required Space (LENGTH) | 5M | 5.5M |
| Required Space (WIDTH) | 2.3M | 2.5M |
| Required Space (PIT Height) | 2.3M | 2.3M |
| Required Space (Total Height) | 4.2M | 4.2M |
| PIT Platform length | 4.6M | 5.1 M |
| PIT Platform width | 2MM | 2.2M |
| GR Platform length | 4.6MM | 5.1M |
| GR Platform width | 1.9M | 2.1M |

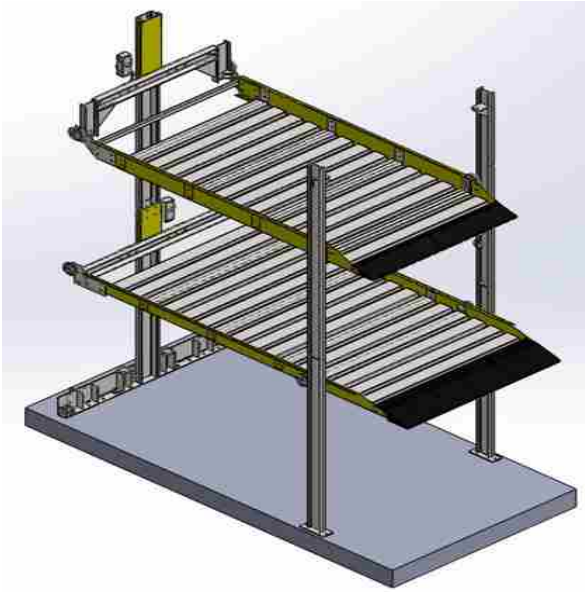
Technical specification :

- Systems stands on three steel pillars with base plates (mounted on the floor into the pit/well)
- Platform wave plates made of hot dipped galvanized corrugated floor plates to reduce dead weight & increase durability.
- With two sliding platforms (mounted on to the steel pillars with sliding bearings)
- Two platforms with different sizes.
- System is operated on hydraulic power pack control system (to ensure proper synchronous operation of the hydraulic cylinders while lowering and lifting the platform)
- Systems is lifted & lowered on bases of single hydraulic cylinders.
- Solenoid hydraulic safety valve (prevents accidental lowering of the platform)
- Connecting elements, bolts, nuts, etc.

To be performed by the customer

- Customer should provide a proper parking space allotted as per plan without any obstruction, with the minimum clear depth of the pit/well needs to be 4mtr from the Ground Level.
- Civil work would be under client's scope for the foundation of the two-level parking systems at the allotted space for system, with the formation of the pit as per the plan with oil proof paint inside.
- Lockable storage room should be provided at the site for storing tools, equipment's & other valuables needed during erection
- We recommend the provision of a drainage channel at the front of the pit which can either incorporate a pump 50 x 50 x 20 cm, or a connection into the storm water sewerage system via a petrol/oil interceptor. If the pump sump is not/ by manual drainage.
- For electric supply, 3 phase, 415 V ($\pm 10\%$) 50 Hz ($\pm 2\%$) 4 wire (3 PH + N + PE) electrical 2 supply to the main power point and the control wire line (5 x 2.5 mm, copper 3 PH + N + PE) with marked wire and protective conductor must be provided by customer during installation.
- Railings and safety fences concerning the building structure and proper safety railing around the pit.
- Additional small space should be allotted for installing the hydraulic power pack system.

5) Three level above ground parking systems (G+2) A3S

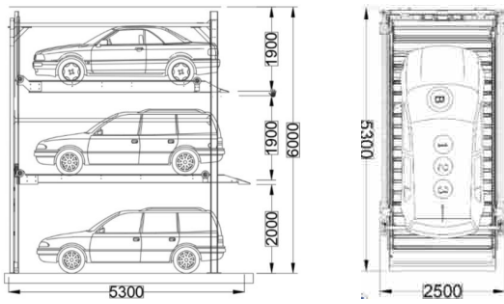


ARIHANT's three level car parking system providing dependent parking spaces for three cars one on top of the other each. The lower vehicle parks directly on the floor plate. The vehicle parked on the bottom must be driven out before lowering the platform. Parking space for three passenger cars one above the other. It is based on hydraulic systems and the hi-tech mechanism has an innovative pallet that is lifted up and after that the car is loaded. Simple operation, an operating control pendant can be conveniently located anywhere in the garage, basements, and outdoor structures for operation from a safe distance.

General Details

| | | |
|-----|---------------------|--|
| 1) | Maximum load (kg) | 2000 kg |
| 2) | Operation type | dependent |
| 3) | No. of parking slot | 3 cars |
| 4) | Working type | Hydraulic driven balanced with high strength wire rope. |
| 5) | Material used | Mild steel and G.I sheet |
| 6) | Finishing | Epoxy painting or powder coating as per client requirement |
| 7) | Motor | 3 hp motor |
| 8) | Travel speed | 40 to 70 seconds |
| 9) | Power source | AC 415V, 3 PH, 50 Hz & Lighting - AC 220V, 1 PH, 50 Hz |
| 10) | Power consumption | 0.05 units per operation. |
| 11) | Operated by | Push button or three-way key switch with emergency stop button |
| 12) | Structure | Two separate platforms operated on three pole structure lifted with one hoisting slider each connecting platforms, with corrugated G.I wave sheets on platform |
| 13) | Safety system | Emergency Stopper, Pallet Stopper, solenoid magnetic coil lock system, Limit Switch and sensor. |
| 14) | Application | Residential, Commercial, Hotels, Malls, hospital etc |
| 15) | Valve | Manifold block valve – solenoid operated. (Pressure max- 160 bar) |
| 16) | Power pack | Hydraulic power pack (1440rpm,3ph,50hz) Tank capacity: 12/25/40LTRS/60LTRS/ 80ltrs |

Dimensions with layout



| Parameter | SMALL | BIG |
|-------------------------------|-------|-------|
| Required Space (LENGTH) | 4.5M | 5.2M |
| Required Space (WIDTH) | 2.3M | 2.5M |
| Required Space (Total Height) | 5.6M | 6M |
| 1F Platform length | 4.1M | 4.8M |
| 1F Platform width | 2MM | 2.2 M |
| Top Platform length | 4MM | 4.65M |
| Top Platform width | 1.9M | 2.1M |

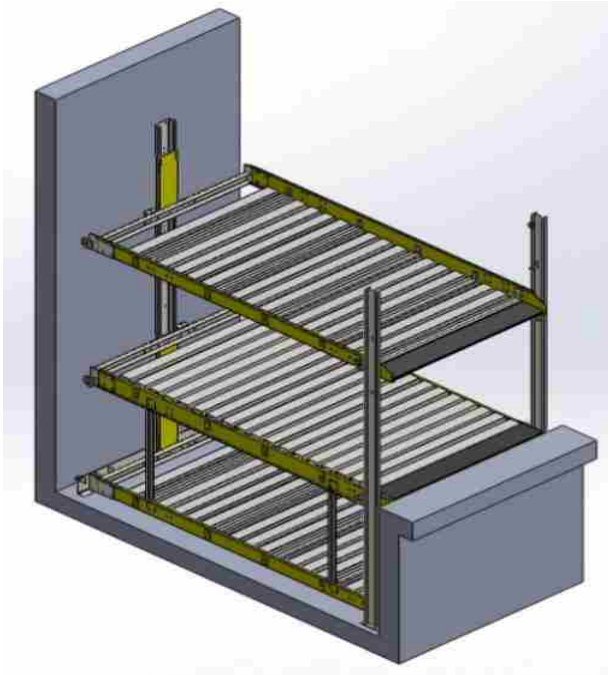
Technical specification :

- Systems stands on three steel pillars with base plates (mounted on the floor on ground level)
- Platform made of hot dipped galvanized corrugated floor plates to reduce dead weight & increase durability.
- Wwith two sliding platforms (mounted on to the steel pillars with sliding bearings)
- Three platforms with different sizes.
- System is operated on mechanical control system (to ensure proper synchronous operation of the hydraulic cylinders while lowering and lifting the platform)
- Systems is lifted & lowered on bases of Two hydraulic cylinders.
- Solenoid hydraulic safety valve (prevents accidental lowering of the platform)
- Connecting elements with HT bolts, nuts, etc.

To be performed by the customer

- Customer should provide a proper parking space allotted as per plan without any obstruction, with the minimum clear depth of the pit/well needs to be 4mtr from the Ground Level.
- Civil work would be under client's scope for the foundation of the two-level parking systems at the allotted space for system, with the formation of the pit as per the plan with oil proof paint inside.
- Lockable storage room should be provided at the site for storing tools, equipment's & other valuables needed during erection
- We recommend the provision of a drainage channel at the front of the pit which can either incorporate a pump 50 x 50 x 20 cm, or a connection into the storm water sewerage system via a petrol/oil interceptor. If the pump sump is not/ by manual drainage.
- For electric supply, 3 phase, 415 V ($\pm 10\%$) 50 Hz ($\pm 2\%$) 4 wire (3 PH + N + PE) electrical 2 supply to the main power point and the control wire line (5 x 2.5 mm, copper 3 PH + N + PE) with marked wire and protective conductor must be provided by customer during installation.
- Railings and safety fences concerning the building structure and proper safety railing around the pit.
- Additional small space should be allotted for installing the hydraulic power pack system.

6) Three level pit parking systems (-1 G +1) A3PS

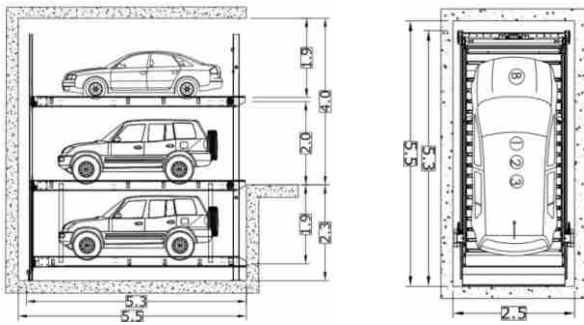


ARIHANT's three level pit parking system providing dependent parking spaces for three cars one on top second on ground level and third into the pit. This system uses three platforms, & two of which are interconnected the lower platform settles underground/into the pit and the upper-level platforms movement is driven upwards and downwards independently. To take out upper or lower-level car, entry-level car has to be driven out and parked elsewhere. Save land area and take full use of the underground space to raise more parking numbers.

General Details

| | | |
|-----|---------------------|--|
| 1) | Maximum load (kg) | 2000 kg |
| 2) | Operation type | dependent |
| 3) | No. of parking slot | 3 cars |
| 4) | Working type | Hydraulic driven balanced with high strength wire rope. |
| 5) | Material used | Mild steel and G.I sheet |
| 6) | Finishing | Epoxy painting or powder coating as per client requirement |
| 7) | Motor | 3 hp motor |
| 8) | Travel speed | 40 to 45 seconds |
| 9) | Power source | AC 415V, 3 PH, 50 Hz & Lighting - AC 220V, 1 PH, 50 Hz |
| 10) | Power consumption | 0.05 units per operation. |
| 11) | Operated by | Push button or three-way key switch with emergency stop button |
| 12) | Structure | Two connected platforms operated on three pole structure lifted with one hoisting slider connecting both platforms, and one platform operated separately with corrugated G.I wave sheets on platform |
| 13) | Safety system | Emergency Stopper, Pallet Stopper, solenoid magnetic coil lock system, Limit Switch and sensor (optional). |
| 14) | Application | Residential, Commercial, Hotels, Malls, hospital etc |
| 15) | Valve | Manifold block valve – solenoid operated. (Pressure max- 160 bar) |
| 16) | Power pack | Hydraulic power pack (1440rpm,3ph,50hz) Tank capacity: 12/25/40LTRS/60LTRS/ 80ltrs |

Dimensions with layout



| Parameter | SMALL | BIG |
|-------------------------------|-------|-------|
| Required Space (LENGTH) | 4.5M | 5.2M |
| Required Space (WIDTH) | 2.3M | 2.5M |
| Required Space (Pit Height) | 2.3M | 2.3M |
| Required Space (Total Height) | 6M | 6.2M |
| PIT Platform length | 4.1M | 4.8M |
| PIT Platform width | 2MM | 2.2M |
| GR Platform length | 4.0M | 4.65M |
| GR Platform width | 1.9M | 2.1M |
| Top Platform length | 4.1M | 4.8M |
| Top Platform width | 2.0M | 2.2M |

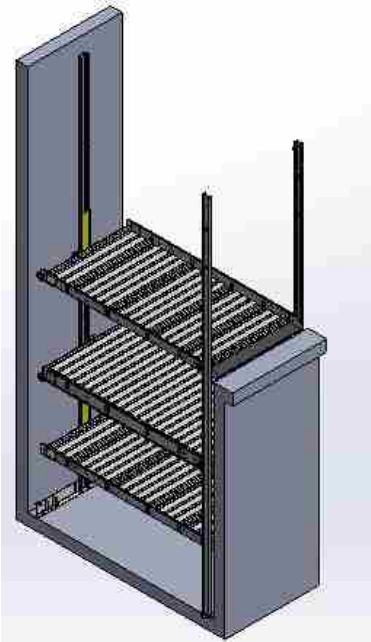
Technical specification :

- Systems stands on three steel pillars with base plates (mounted on the floor into the pit/well)
- Platform made of hot dipped galvanized corrugated floor plates to reduce dead weight & increase durability.
- with two sliding platforms (mounted on to the steel pillars with sliding bearings)
- Three platforms with different sizes.
- System is operated on mechanical control system (to ensure proper synchronous operation of the hydraulic cylinders while lowering and lifting the platform)
- Systems is lifted & lowered on bases of Two hydraulic cylinders.
- Automatic hydraulic safety valve (prevents accidental lowering of the platform)
- Connecting elements, bolts, nuts, etc.

To be performed by the customer

- Customer should provide a proper parking space allotted as per plan without any obstruction, with the minimum clear depth of the pit/well needs to be 4mtr from the Ground Level.
- Civil work would be under client's scope for the foundation of the two-level parking systems at the allotted space for system, with the formation of the pit as per the plan with oil proof paint inside.
- Lockable storage room should be provided at the site for storing tools, equipment's & other valuables needed during erection
- We recommend the provision of a drainage channel at the front of the pit which can either incorporate a pump 50 x 50 x 20 cm, or a connection into the storm water sewerage system via a petrol/oil interceptor. If the pump sump is not/ by manual drainage.
- For electric supply, 3 phase, 415 V ($\pm 10\%$) 50 Hz ($\pm 2\%$) 4 wire (3 PH + N + PE) electrical 2 supply to the main power point and the control wire line (5 x 2.5 mm, copper 3 PH + N + PE) with marked wire and protective conductor must be provided by customer during installation.
- Railings and safety fences concerning the building structure and proper safety railing around the pit.
- Additional small space should be allotted for installing the hydraulic power pack system.

7) Three level double pit parking systems (-2 G) A3/2P

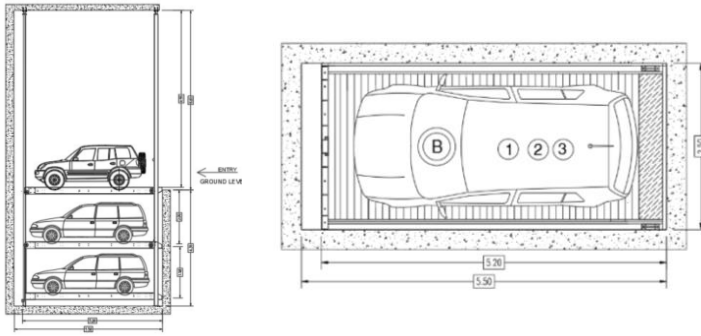


ARIHANT's Three level double pit type parking system provides parking space for three passenger cars, one on ground level and other two into the pit. This is a dependent type parking system. Aesthetic Design makes it look posh; it is based on hydraulic type systems. The unique feature of this system is it can occupy three cars with low slab height but requires 4.2 mtrs pit which saves more space, this type of systems are installed into the pit and the hi-tech mechanism has an innovative two pallet connected with each other and one pallet moves separately that is lifted up and after that the car is loaded. The three-level double pit type Stack parking systems can be installed in the ground level, basement level or any other corner but requires a pit on that level. Simple operation, an operating control box can be conveniently located anywhere in the garage, basements, and under the slab structures for operation from a safe distance.

General Details

| | | |
|-----|---------------------|--|
| 1) | Maximum load (kg) | 2000 kg |
| 2) | Operation type | dependent |
| 3) | No. of parking slot | 3 cars |
| 4) | Working type | Hydraulic driven balanced with high strength wire rope. |
| 5) | Material used | Mild steel and G.I sheet |
| 6) | Finishing | Epoxy painting or powder coating as per client requirement |
| 7) | Motor | 3 hp motor |
| 8) | Travel speed | 40 to 45 seconds |
| 9) | Power source | AC 415V, 3 PH, 50 Hz & Lighting - AC 220V, 1 PH, 50 Hz |
| 10) | Power consumption | 0.05 units per operation. |
| 11) | Operated by | Push button or three-way key switch with emergency stop button |
| 12) | Structure | Two connected platforms and third platform lifts separately operated on three pole structure lifted with one hoisting slider connecting both platforms with corrugated G.I wave sheets on all platform |
| 13) | Safety system | Emergency Stopper, Pallet Stopper, solenoid magnetic coil lock system, Limit Switch and sensor (optional). |
| 14) | Application | Residential, Commercial, Hotels, Malls, hospital etc |
| 15) | Valve | Manifold block valve – solenoid operated. (Pressure max- 160 bar) |
| 16) | Power pack | Hydraulic power pack (1440rpm,3ph,50hz) Tank capacity: 12/25/40LTRS/60LTRS/ 80ltrs |

Dimensions with layout



| Parameter | SMALL | BIG |
|-------------------------------|-------|-------|
| Required Space (LENGTH) | 4.5M | 5.2M |
| Required Space (WIDTH) | 2.3M | 2.5M |
| Required Space (Pit Height) | 4.15M | 4.15M |
| Required Space (Total Height) | 9M | 9M |
| 1F PIT Platform length | 4.1M | 4.7M |
| 1F Platform width | 2MM | 2.15M |
| 2F Platform length | 4.0M | 4.65M |
| 2F Platform width | 1.95M | 2.1M |
| GROUND Platform length | 3.9M | 4.50M |
| GROUND Platform width | 1.9M | 2.0M |

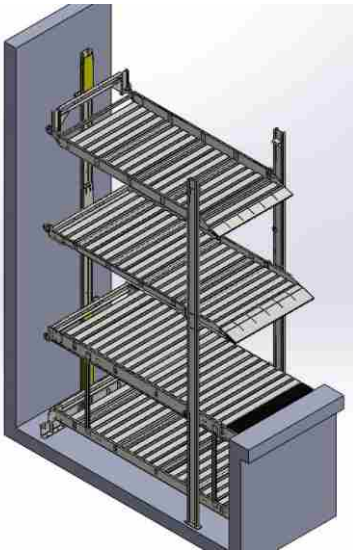
Technical specification :

- Systems stands on Three steel pillars with base plates (mounted on the floor into the pit/ well)
- Platforms wave plates made of galvanized corrugated sheets floor plates to reduce dead weight & increase durability.
- With two sliding platforms (running on to the channel pillars with sliding lifting the platform)
- Three platforms with different sizes.
- System is operated on hydraulic power pack control system (to ensure proper synchronous operation of the hydraulic cylinders while lowering and lifting the platform)
- Systems is lifted & lowered on bases of Two hydraulic cylinders.
- Solenoid hydraulic safety valve (prevents accidental lowering of the platform)
- Connecting elements with H.T bolts, nuts, etc.

To be performed by the customer

- Customer should provide a proper parking space allotted as per plan without any obstruction, with the minimum clear depth of the pit/well needs to be 4mtr from the Ground Level.
- Civil work would be under client's scope for the foundation of the two-level parking systems at the allotted space for system, with the formation of the pit as per the plan with oil proof paint inside.
- Lockable storage room should be provided at the site for storing tools, equipment's & other valuables needed during erection
- We recommend the provision of a drainage channel at the front of the pit which can either incorporate a pump 50 x 50 x 20 cm, or a connection into the storm water sewerage system via a petrol/oil interceptor. If the pump sump is not/ by manual drainage.
- For electric supply, 3 phase, 415 V ($\pm 10\%$) 50 Hz ($\pm 2\%$) 4 wire (3 PH + N + PE) electrical 2 supply to the main power point and the control wire line (5 x 2.5 mm, copper 3 PH + N + PE) with marked wire and protective conductor must be provided by customer during installation.
- Railings and safety fences concerning the building structure and proper safety railing around the pit.
- Additional small space should be allotted for installing the hydraulic power pack system.

8) Four level pit parking systems (-1 G +2) A4PS

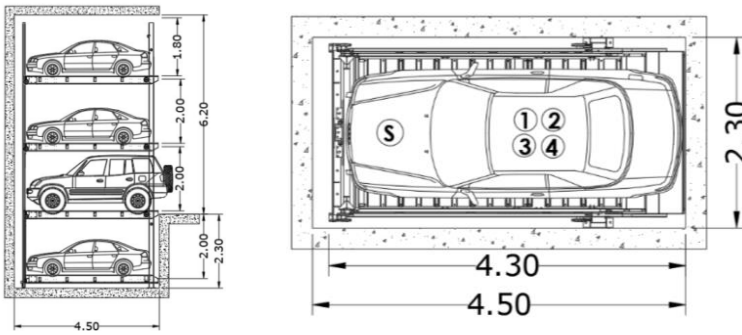


ARIHANT's Four level pit type parking system provides parking space for four passenger cars one on ground level above ground and other into the pit. This is a dependent type parking system. Aesthetic Design makes it look posh; it is based on hydraulic type systems. The unique feature of this system is it can occupy four cars with dependent exist of any car which saves more space, this type of systems are installed into the pit and the hi-tech mechanism has an innovative two pallet connected with each other that is lifted up and other two platforms are lifted separately and after that the car is loaded. The four-level pit type Stack parking systems can be installed in the ground level, basement level or any other corner but requires a pit on that level. Simple operation, an operating control box can be conveniently located anywhere in the garage, basements, and under the slab structures for operation from a safe distance.

General Details

| | | |
|-----|---------------------|---|
| 1) | Maximum load (kg) | 2000 kg |
| 2) | Operation type | dependent |
| 3) | No. of parking slot | 4 cars |
| 4) | Working type | Hydraulic driven balanced with high strength wire rope. |
| 5) | Material used | Mild steel and G.I sheet |
| 6) | Finishing | Epoxy painting or powder coating as per client requirement |
| 7) | Motor | 3 hp motor |
| 8) | Travel speed | 50 to 75 seconds |
| 9) | Power source | AC 415V, 3 PH, 50 Hz & Lighting - AC 220V, 1 PH, 50 Hz |
| 10) | Power consumption | 0.05 units per operation. |
| 11) | Operated by | Push button or three-way key switch with emergency stop button |
| 12) | Structure | Two connected platforms operated on three pole structure lifted with one hoisting slider connecting both platforms, with corrugated G.I wave sheets on platform |
| 13) | Safety system | Emergency Stopper, Pallet Stopper, solenoid magnetic coil lock system, Limit Switch and sensor. |
| 14) | Application | Residential, Commercial, Hotels, Malls, hospital etc |
| 15) | valve | Manifold block valve – solenoid operated. (Pressure max- 160 bar) |
| 16) | Power pack | Hydraulic power pack (1440rpm,3ph,50hz) Tank capacity: 12/25/40LTRS/60LTRS/ 80ltrs |

Dimensions with layout



| Parameter | SMALL | BIG |
|-------------------------------|-------|-------|
| Required Space (LENGTH) | 4.5M | 5.2M |
| Required Space (WIDTH) | 2.3M | 2.5M |
| Required Space (Pit Height) | 2.1M | 2.3M |
| Required Space (Total Height) | 8.0M | 8.2M |
| PIT Platform length | 4.1M | 4.7M |
| PIT Platform width | 2MM | 2.15M |
| GR Platform length | 4.0M | 4.65M |
| GR Platform width | 1.95M | 2.1M |
| 1F Platform length | 4.1M | 4.7M |
| 1F Platform width | 2MM | 2.15M |
| TOP Platform length | 3.9M | 4.55 |
| TOP Platform width | 1.9M | 2.0M |

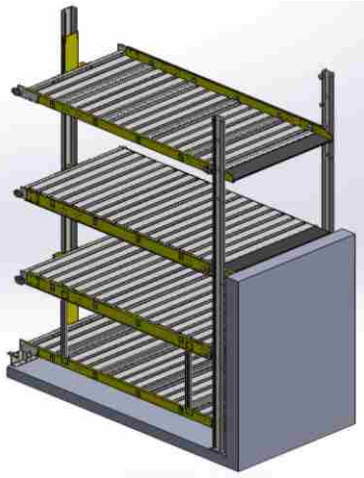
Technical specification :

- Systems stands on three steel pillars with base plates (mounted on the floor into the pit/ well)
- Platform wave plate made of hot dipped galvanized corrugated floor plates to reduce dead Weight & increase durability.
- With three sliding platforms (mounted on to the steel pillars with sliding bearings)
- Four platforms with different sizes.
- System is operated on mechanical control system (to ensure proper synchronous operation of the hydraulic cylinders while lowering and lifting the platform)
- Systems is lifted & lowered on bases of Three hydraulic cylinders.
- Solenoid hydraulic safety valve (prevents accidental lowering of the platform)
- Connecting elements, bolts, nuts, etc.

To be performed by the customer

- Customer should provide a proper parking space allotted as per plan without any obstruction, with the minimum clear depth of the pit/well needs to be 4mtr from the Ground Level.
- Civil work would be under client's scope for the foundation of the two-level parking systems at the allotted space for system, with the formation of the pit as per the plan with oil proof paint inside.
- Lockable storage room should be provided at the site for storing tools, equipment's & other valuables needed during erection
- We recommend the provision of a drainage channel at the front of the pit which can either incorporate a pump 50 x 50 x 20 cm, or a connection into the storm water sewerage system via a petrol/oil interceptor. If the pump sump is not/ by manual drainage.
- For electric supply, 3 phase, 415 V ($\pm 10\%$) 50 Hz ($\pm 2\%$) 4 wire (3 PH + N + PE) electrical 2 supply to the main power point and the control wire line (5 x 2.5 mm, copper 3 PH + N + PE) with marked wire and protective conductor must be provided by customer during installation.
- Railings and safety fences concerning the building structure and proper safety railing around the pit.
- Additional small space should be allotted for installing the hydraulic power pack system.

9) Four level double pit parking systems (-2 G +1) A4/2P

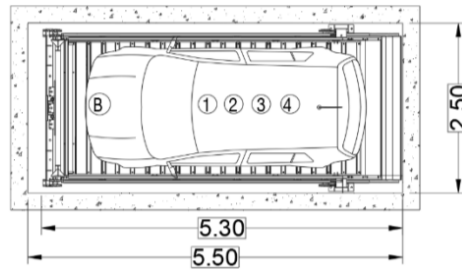
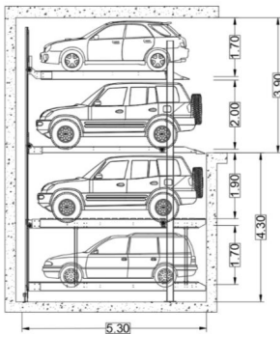


ARIHANT's Four level double pit type parking system provides parking space for four passenger cars one on ground level one above ground level and other two into the pit. This is a dependent type parking system. Aesthetic Design makes it look posh; it is based on hydraulic type systems. The unique feature of this system is it can occupy four cars with dependent exit of any car which saves more space, this type of systems are installed into the pit and the hi-tech mechanism has an innovative two pallet connected with each other that is lifted up and other two platforms are lifted separately and after that the car is loaded. The four-level double pit type Stack parking systems can be installed in the ground level, basement level or any other corner but requires a pit on that level. Simple operation, an operating control box can be conveniently located anywhere in the garage, basements, and under the slab structures for operation from a safe distance.

General Details

| | | |
|-----|---------------------|---|
| 1) | Maximum load (kg) | 2000 kg |
| 2) | Operation type | Independent |
| 3) | No. of parking slot | 2 cars |
| 4) | Working type | Hydraulic driven balanced with high strength wire rope. |
| 5) | Material used | Mild steel and G.I sheet |
| 6) | Finishing | Epoxy painting or powder coating as per client requirement |
| 7) | Motor | 3 hp motor |
| 8) | Travel speed | 40 to 45 seconds |
| 9) | Power source | AC 415V, 3 PH, 50 Hz & Lighting - AC 220V, 1 PH, 50 Hz |
| 10) | Power consumption | 0.05 units per operation. |
| 11) | Operated by | Push button or three-way key switch with emergency stop button |
| 12) | Structure | Two connected platforms operated on three pole structure lifted with one hoisting slider connecting both platforms, with corrugated G.I wave sheets on platform |
| 13) | Safety system | Emergency Stopper, Pallet Stopper, solenoid magnetic coil lock system, Limit Switch and sensor. |
| 14) | Application | Residential, Commercial, Hotels, Malls, hospital etc |
| 15) | valve | Manifold block valve – solenoid operated. (Pressure max- 160 bar) |
| 16) | Power pack | Hydraulic power pack (1440rpm,3ph,50hz) Tank capacity: 12/25/40LTRS/60LTRS/ 80ltrs |

Dimensions with layout



| Parameter | SMALL | BIG |
|-------------------------------|--------|-------|
| Required Space (LENGTH) | 4.5M | 5.2M |
| Required Space (WIDTH) | 2.3M | 2.5M |
| Required Space (Pit Height) | 4.1M | 4.3M |
| Required Space (Total Height) | 8.0M | 8.2M |
| PIT 1F Platform length | 4.1M | 4.7M |
| PIT 1F Platform width | 2MM | 2.15M |
| PIT 2F Platform length | 3.9M | 4.55M |
| PIT 2F Platform width | 1.90M | 2.0M |
| GR Platform length | 4.0M | 4.65M |
| GR Platform width | 1.95MM | 2.1M |
| TOP Platform length | 4.0M | 4.65M |
| TOP Platform width | 1.95M | 2.1M |

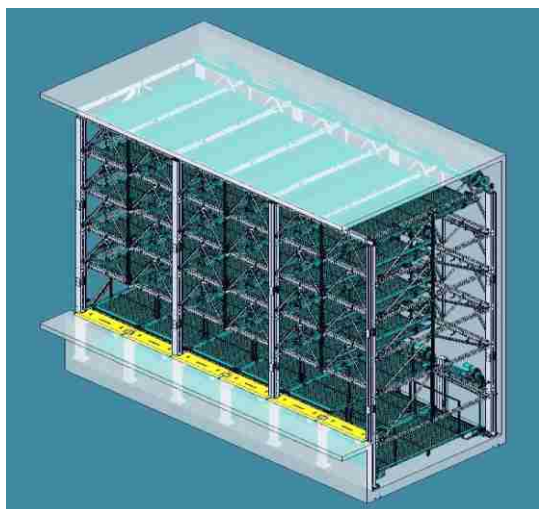
Technical specification :

- Systems stands on two steel pillars with base plates (mounted on the floor into the pit/ well)
- Platform made of hot dipped galvanized corrugated floor plates to reduce dead weight & increase durability.
- With two sliding platforms (mounted on to the steel pillars with sliding bearings)
- Three platforms with different sizes.
- System is operated on mechanical control system (to ensure proper synchronous operation of the hydraulic cylinders while lowering and lifting the platform)
- Systems is lifted & lowered on bases of Two hydraulic cylinders.
- Automatic hydraulic safety valve (prevents accidental lowering of the platform)
- Connecting elements, bolts, nuts, etc.

To be performed by the customer

- Customer should provide a proper parking space allotted as per plan without any obstruction, with the minimum clear depth of the pit/well needs to be 4mtr from the Ground Level.
- Civil work would be under client's scope for the foundation of the two-level parking systems at the allotted space for system, with the formation of the pit as per the plan with oil proof paint inside.
- Lockable storage room should be provided at the site for storing tools, equipment's & other valuables needed during erection
- We recommend the provision of a drainage channel at the front of the pit which can either incorporate a pump 50 x 50 x 20 cm, or a connection into the storm water sewerage system via a petrol/oil interceptor. If the pump sump is not/ by manual drainage.
- For electric supply, 3 phase, 415 V ($\pm 10\%$) 50 Hz ($\pm 2\%$) 4 wire (3 PH + N + PE) electrical 2 supply to the main power point and the control wire line (5 x 2.5 mm, copper 3 PH + N + PE) with marked wire and protective conductor must be provided by customer during installation.
- Railings and safety fences concerning the building structure and proper safety railing around the pit.
- Additional small space should be allotted for installing the hydraulic power pack system.

10) PIT Puzzle parking systems (motorized) (-1+G+up to 6 level) APAG

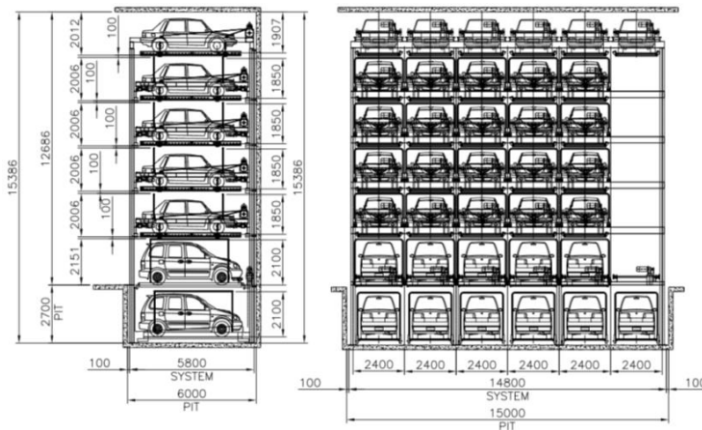


ARIHANT's puzzle parking systems is a car parking system providing independent parking spaces for cars on two levels, and side by side. Parking spaces are arranged on two different levels, one on the top of the other with platform as per requirement. Upper floor platforms are moved vertically, the platforms on the ground floor are moved horizontally. Multiple entries to reduce time. Simple operation and easy maintenance. Occupies less space & provide maximum number of parking space. This system is suitable for basements, podiums or open spaces in commercial & residential establishments. Variation available from 2 to 6 levels and two level into the pit with its intelligent and puzzle-like design, this innovative system allows multiple vehicles to be parked in a compact space.

General Details

| | | |
|-----|---------------------|---|
| 1) | Maximum load (kg) | 2000 kg |
| 2) | Operation type | Independent |
| 3) | No. of parking slot | 5 + < (as per requirement) |
| 4) | Working type | Motorized driven mechanism and platform lifted with high strength wire rope. |
| 5) | Material used | Mild steel and G.I sheet |
| 6) | Finishing | Epoxy painting or as per client requirement |
| 7) | Motor | 3 hp / 5 hp motor for lifting 0.5 hp for sliding. |
| 8) | Travel speed | 40 to 45 seconds per meters |
| 9) | Power source | AC 415V, 3 PH, 50 Hz & Lighting - AC 220V, 1 PH, 50 Hz |
| 10) | Power consumption | 0.1 unit per operation depending on number of platforms |
| 11) | Operated by | PLC PROGRAMMED TOUCH SCREEN OPERATED |
| 12) | Structure | Five or more horizontal platforms for parking with front wedge per parking operated on Steel pillars with sliding platform supports, Trolley's for sliding from 1 st to top level. |
| 13) | Safety system | Emergency Stopper, Pallet Stopper, Limit Switch and sensor. |
| 14) | Application | Residential, Commercial, Hotels, Malls, hospital etc. |

Dimensions with layout



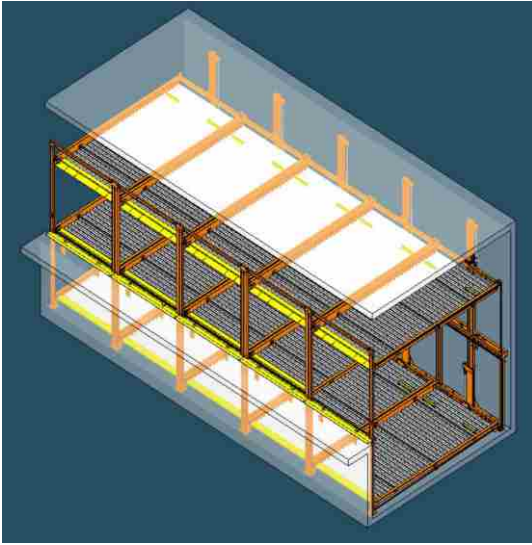
Technical specification :

- Systems stands on heavy steel pillars with base plates independently (mounted on the floor into the pit/ well)
- Platform made of hot dipped galvanized corrugated floor plates to reduce dead weight & increase durability.
- Lifting mechanism mounted on trolley's for platform lifting and sliding below the trolley both with separate mechanism and motors
- All lifting platform are of same size expect pit and ground platform.
- System is operated on motorised mechanical lifting systems where platforms are lifted by rope winding on the drum or dish type winding set up on all the trolley (to ensure proper synchronous operation of lowering and lifting the platform four side rope mounting is done for every platform)
- Automatic Touch Screen Display has been designed with RFD (Optional) for easy operation of systems with a 2-way communication between the system & the user. This ensures a positive parking experience
- Connecting elements HT bolts, nuts, etc.

To be performed by the customer

- Customer should provide a proper parking space allotted as per plan without any obstruction, with the minimum clear depth of the pit/well needs for pit type puzzle and clear height from the Ground Level to the top level as per the plan.
- Civil work would be under client's scope for the foundation of the puzzle type parking systems at the allotted space for system, with the formation of the pit as per the plan with water proof paint inside if pit puzzle is planned.
- Lockable storage room should be provided at the site for storing tools, equipment's & other valuables needed during erection
- We recommend the provision of a drainage channel at the front of the pit which can either incorporate a pump 50 x 50 x 20 cm, or a connection into the storm water sewerage system via a petrol/oil interceptor. If the pump sump is not/ by manual drainage.
- For electric supply, 3 phase, 415 V ($\pm 10\%$) 50 Hz ($\pm 2\%$) 4 wire (3 PH + N + PE) electrical 2 supply to the main power point and the control wire line (5 x 2.5 mm, copper 3 PH + N + PE) with marked wire and protective conductor must be provided by customer during installation.
- Railings and safety fences concerning the building structure and proper safety railing around the pit.
- Additional small space should be allotted for installing the Panel of the puzzle parking system.

11) hydraulic puzzle parking systems (-1 G + up to 3 level) APHS



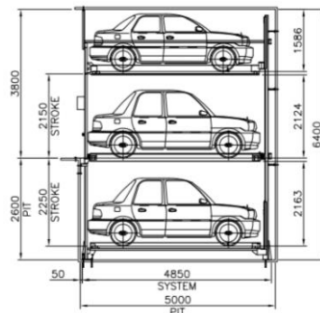
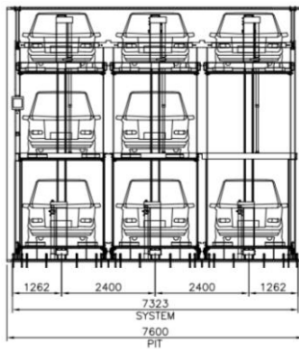
ARIHANT's hydraulic type puzzle parking systems is a car parking system providing independent parking spaces for cars on two levels, and side by side. This type of puzzle is operated on hydraulic cylinder-based mechanism with 0.5hp motors for sliding. Parking spaces are arranged on two different levels, one on the top of the other with platform as per requirement. Upper floor platforms are moved vertically, the platforms on the ground floor are moved horizontally. Multiple entries to reduce time. Simple operation and easy maintenance. Occupies less space & provide maximum number of parking space. This system is suitable for basements, podiums or open spaces in commercial & residential establishments. Variation available from 2 to 3 levels

and one level into the pit with its intelligent and puzzle-like design, this innovative system allows multiple vehicles to be parked in a compact space.

General Details

| | | |
|-----|---------------------|---|
| 1) | Maximum load (kg) | 2000 kg |
| 2) | Operation type | Independent |
| 3) | No. of parking slot | 5 + < (as per requirement) |
| 4) | Working type | Hydraulic driven mechanism and platform lifted with high strength wire rope. |
| 5) | Material used | Mild steel and G.I sheet |
| 6) | Finishing | Epoxy painting or as per client requirement |
| 7) | Lifting | Heavy single stroke hydraulic cylinder for lifting 0.5 hp for sliding. |
| 8) | Travel speed | 40 to 45 seconds per meter |
| 9) | Power source | AC 415V, 3 PH, 50 Hz & Lighting - AC 220V, 1 PH, 50 Hz |
| 10) | Power consumption | 0.1 unit per operation depending on number of platforms |
| 11) | Operated by | PLC programmed System operations using touch screen with RFID Key Fobs optional. |
| 12) | Structure | Five or more horizontal platforms for parking with front wedge per parking operated on Steel pillars with sliding platform supports, Trolley's for sliding from 1 st to top level. |
| 13) | Safety system | Emergency Stopper, Pallet Stopper, solenoid magnetic coil lock system, Limit Switch and sensor. |
| 14) | Application | Residential, Commercial, Hotels, Malls, hospital etc. |
| 15) | Valve | Manifold block valve – solenoid operated. (Pressure max- 160 bar) |
| 16) | Power pack | Hydraulic power pack (1440rpm,5ph,50hz) Tank capacity: 40LTRS/60LTRS/ 80ltrs |

Dimensions with layout



| MODEL | SYSTEM PITCH | STROKE | SUITABLE VEHICLE | | | | |
|---|--------------|--------|------------------|-------|--------|--------|---------|
| | | | LENGTH | WIDTH | HEIGHT | WEIGHT | |
| G-1+1 HYD. PUZZLE SYS. 08 & 05 CAR (A) (B) | 2400 | 2150 | TOP LVL | 4200 | 1900 | 1500 | 2000 KG |
| | | — | GRD. LVL | 4200 | 1900 | 2000 | 2000 KG |
| | | 2250 | PIT LVL | 4200 | 1900 | 2000 | 2000 KG |

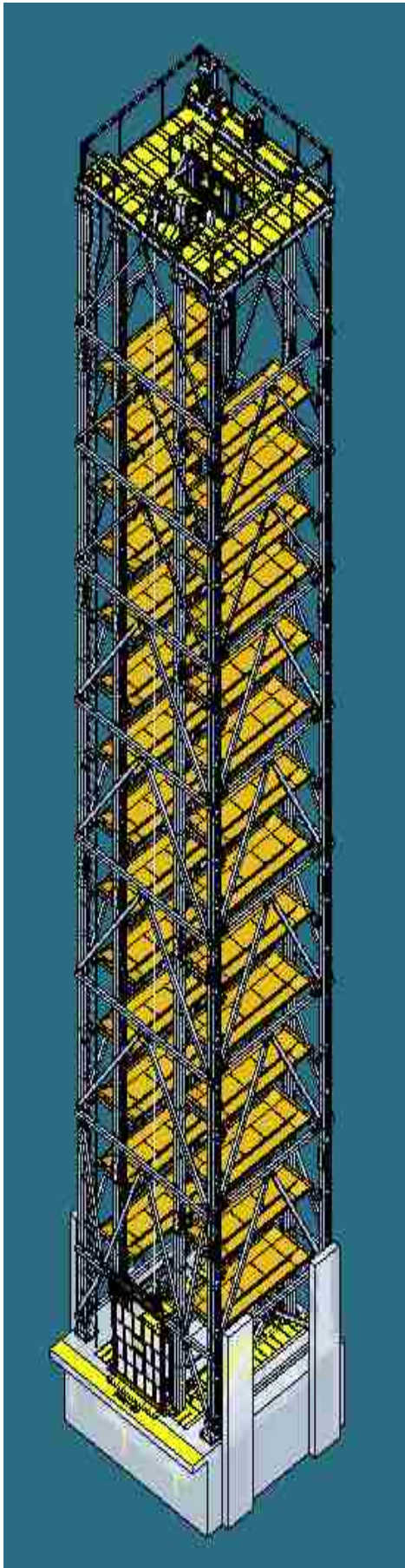
Technical specification :

- Systems stands on heavy steel pillars with base plates independently (mounted on the floor into the pit/well)
- Platform made of hot dipped galvanized corrugated floor plates to reduce dead weight & increase durability.
- Lifting hydraulic mechanism mounted on trolly's for platform lifting and sliding below the trolly both with separate mechanism and motors
- All lifting platform are of same size expect pit and ground platform.
- System is operated on hydraulic cylinder mounted horizontally or vertically for lifting the platform and platforms are lifted by rope winding on the drum/ pully type winding set up on all the trolly (to ensure proper synchronous operation of lowering and lifting the platform four side rope mounting is done for every platform)
- Automatic Touch Screen Display has been designed with RFD (Optional) for easy operation of systems with a 2-way communication between the system & the user. This ensures a positive parking experience
- Connecting elements HT bolts, nuts, etc.

To be performed by the customer

- Customer should provide a proper parking space allotted as per plan without any obstruction, with the minimum clear depth of the pit/well needs for pit type puzzle and clear height from the Ground Level to the top level as per the plan.
- Civil work would be under client's scope for the foundation of the puzzle type parking systems at the allotted space for system, with the formation of the pit as per the plan with water proof paint inside if pit puzzle is planned.
- Lockable storage room should be provided at the site for storing tools, equipment's & other valuables needed during erection
- We recommend the provision of a drainage channel at the front of the pit which can either incorporate a pump 50 x 50 x 20 cm, or a connection into the storm water sewerage system via a petrol/oil interceptor. If the pump sump is not/ by manual drainage.
- For electric supply, 3 phase, 415 V ($\pm 10\%$) 50 Hz ($\pm 2\%$) 4 wire (3 PH + N + PE) electrical 2 supply to the main power point and the control wire line (5 x 2.5 mm, copper 3 PH + N + PE) with marked wire and protective conductor must be provided by customer during installation.
- Water proof facade all around the tower and leakage proof shade with Railings and safety fences concerning the building structure and proper safety railing around the pit.
- Additional small space should be allotted for installing the Panel of the puzzle parking system.

12) Tower Parking systems (stand-alone) (ATP)



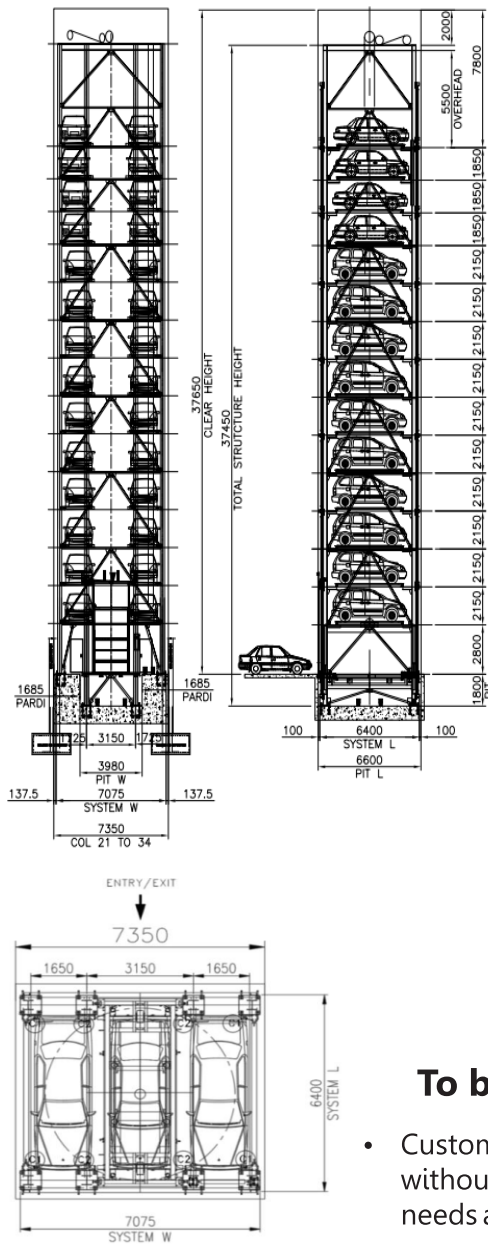
ARIHANT's Stand-alone Steel structural tower type parking system is a best solution for the urban parking challenges. This is a Highly advanced compact parking system with vertical space utilization, which can be up to the height of 60 meters. Tower Parking offers advanced approach to vehicle storage. With its sturdy design and advanced technology Tower Parking provides a reliable and flexible parking solution. The Tower Car Parking System features a high-speed wire rope lift that can travel up to speeds greater than one meter per second, providing a fast parking and retrieval process. Tower parking consists of traction type lifts to pick up/drop the car from entry/exit of cars and parking on either/both sides of the lift as per available space. The traction lift carried on platform is verified for correct position and acceptable dimension, then transfer the same to specified parking lot. Tower Parking System can be designed in 0:1, 1:1, 1:2, 2:2, 2:3 and 3:3 configuration. This Mechanical car parking system can be fully customized as per client requirement with additional number of cars as required.

General Details

| | | |
|-----|---------------------|---|
| 1) | Maximum load (kg) | 2000 kg to 2500 kgs |
| 2) | Operation type | Independent |
| 3) | No. of parking slot | 10 + < as per requirement and available space |
| 4) | Working type | Motorized or Hydraulic driven lifted by high strength wire rope (traction type lift) |
| 5) | Material used | Mild structural steel, platform with H.R sheet |
| 6) | Finishing | Epoxy painting as per client requirement |
| 7) | Motor | 30 hp to 50 hp motor for lifting 3hp to 5hp for sliding mechanism. |
| 8) | Travel speed | 2 seconds per meter. |
| 9) | Power source | AC 415V, 3 PH, 50 Hz & Lighting - AC 220V, 1 PH, 50 Hz |
| 10) | Power consumption | 1 unit per operation. Depends on the size and height of tower. |
| 11) | Operated by | PLC programmed System operations using touch screen HMI with safety electric control panel key locking system and also RFID Key Fobs optional. |
| 12) | Structure | Heavy duty steel structural design customized as per the area available on site, designed considering UB sections, heavy thickness HR plates and heavy steel structures |
| 13) | Safety system | Emergency Stopper, Pallet Stopper, motorized lock system for lift, Limit Switch and sensor. |
| 14) | Application | Residential, Commercial, Hotels, Malls, hospital etc |

Dimensions with layout

Technical specification :

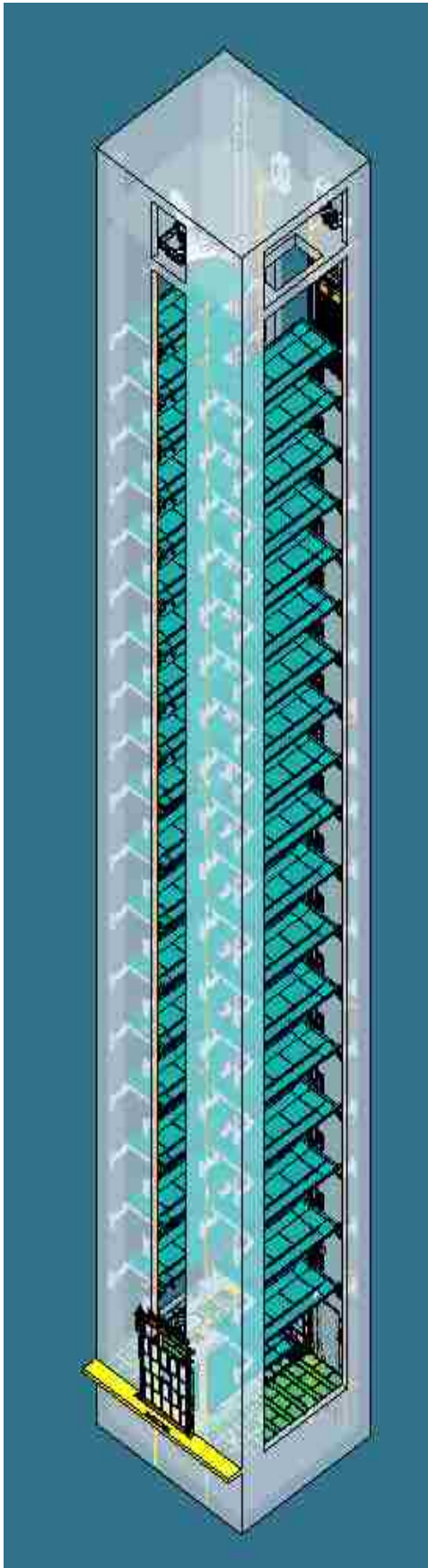


- Systems stands on heavy structural design consist equal sections for column with high thickness base plates and bracing for additional strengthening (mounted on the floor into the pit/ well)
- Platform made of corrugated HR plates on square pipe base to reduce dead weight & increase durability and sliding wheels MS base coated with P.U. All platforms with same sizes.
- Towers lift / elevator is operated on motorised or hydraulic mechanism with heavy duty motors with four corner guide rails from top to bottom, elevator can be lifted with rope or chain as per requirement. All activity under mechanical control system on plc programming (to ensure proper synchronous operation of the while lowering and lifting the platform)
- The lift /elevator has the motorized mechanism to shift the car on to either side as well as move vertically up & down. This picks up an unoccupied pallet & brings it to the ground level to pick up the car and once the car is parked on the platform the lift / elevator lifts the platform with the car and slides to the empty slot dedicated for that platform.
- Tower parking Safety is priority it consists of obstacle sensors at entry/exit, sensors for pallet positioning, overtravel safety, shaft clearance sensors, lift/elevator locking systems on every level etc.
- Connecting elements, HT bolts, nuts, etc.

To be performed by the customer

- Customer should provide a proper parking space allotted as per plan without any obstruction, with the minimum clear depth of the pit/well needs and clear height required from ground or pit level.
- Civil work would be under client's scope for the foundation of the tower parking systems at the allotted space for system, with the formation of the pit as per the plan with water proofing and painting inside.
- Lockable storage room should be provided at the site for storing tools, equipment's & other valuables needed during erection work.
- We recommend the provision of a drainage channel at the front of the pit which can either incorporate a pump 50 x 50 x 20 cm, or a connection into the storm water sewerage system via a petrol/oil interceptor. If the pump sump is not/ by manual drainage.
- For electric supply, 3 phase, 415 V ($\pm 10\%$) 50 Hz ($\pm 2\%$) 4 wire (3 PH + N + PE) electrical 2 supply to the main power point and the control wire line (5 x 2.5 mm, copper 3 PH + N + PE) with marked wire and protective conductor must be provided by customer during installation.
- water proof facade all around the tower and leakage proof shade with Railings and safety fences concerning the building structure and proper safety railing around the pit. with fire safety staircase required even for maintenance
- Additional small space should be allotted for installing the Panel.

13) RCC Tower parking systems (ARTP)



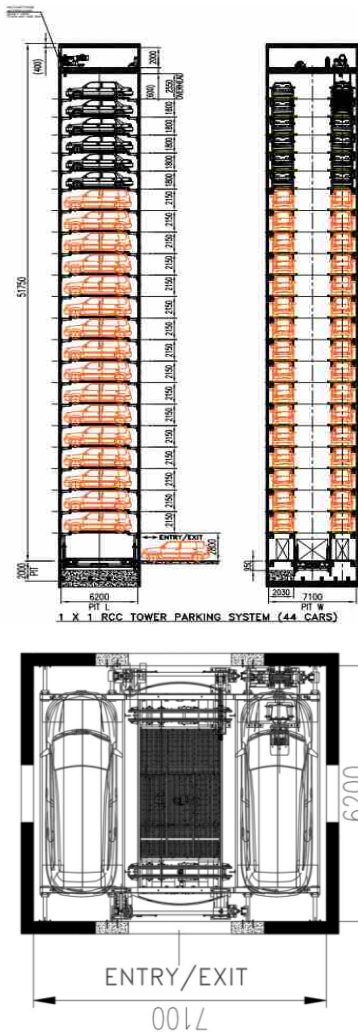
ARIHANT's RCC type tower parking system is build into the RCC structure /RCC Shaft this also a best solution for the urban parking challenges with low maintenance as compare to stand-alone type tower parking. this is a Highly advanced compact parking system with vertical space utilization, which can be up to the height of 70 meters, RCC Tower Parking offers advanced approach to vehicle storage. With its sturdy design and advanced technology Tower Parking provides a reliable and flexible parking solution The RCC Tower Car Parking System features a high-speed wire rope lift that can travel up to speeds greater than one meter per second, providing a fast parking and retrieval process. Tower parking consist of traction type lifts to pick up/ drop the car from entry/exit of cars and parking on Either/both sides of the lift as per available space. The traction lift carried on platform is verified for correct position and acceptable dimension, then transfer the same to specified parking lot. RCC Tower Parking System can also be designed in 0:1, 1:1, 1:2, 2:2, 2:3 and 3:3 configuration. This Mechanical car parking system can be fully customized as per client requirement with additional number of cars as required.

General Details

| | | |
|-----|---------------------|--|
| 1) | Maximum load (kg) | 2000 kg to 2500 kgs |
| 2) | Operation type | Independent |
| 3) | No. of parking slot | 10 + < as per requirement and available space |
| 4) | Working type | Motorized or Hydraulic driven lifted by high strength wire rope (traction type lift) |
| 5) | Material used | MS bracketing on RCC with Mild structural column for guide, platform with H.R sheet |
| 6) | Finishing | Epoxy painting as per client requirement |
| 7) | Motor | 30 hp to 50 hp motor for lifting 3hp to 5hp for sliding mechanism. |
| 8) | Travel speed | 2 seconds per meter. |
| 9) | Power source | AC 415V, 3 PH, 50 Hz & Lighting - AC 220V, 1 PH, 50 Hz |
| 10) | Power consumption | 1 unit per operation. Depends on the size and height of tower. |
| 11) | Operated by | PLC programmed System operations using touch screen HMI with safety electric control panel key locking system and also RFID Key Fobs optional. |
| 12) | Structure | Heavy duty MS brackets mounted on the RCC Column and beam with HT fastener design are customized as per the area available on site. Structural column for rail guide |
| 13) | Safety system | Emergency Stopper, Pallet Stopper, motorized lock system for lift, Limit Switch and sensor. |
| 14) | Application | Residential, Commercial, Hotels, Malls, hospital etc |

Dimensions with layout

Technical specification :

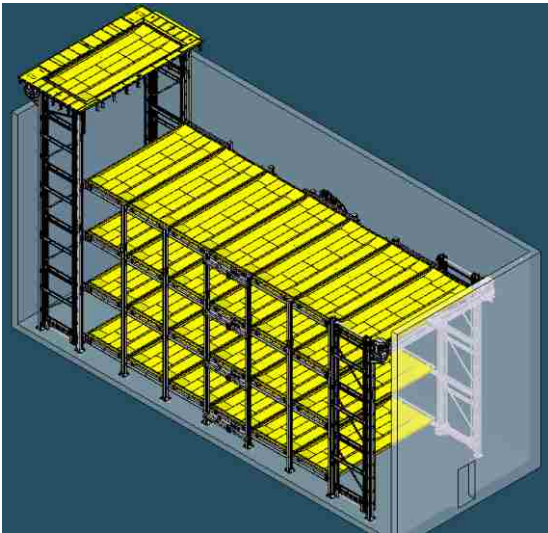


- In RCC Type Tower parking systems Ms brackets are mounted for the platform stack position with the side rail all every floor this avoids use of heavy steel structure for tower parking with low maintenance cost, equal sections for column are used for rail guide from top to bottom (mounted on the floor into the pit/well).
- Platform made of corrugated HR plates on square pipe base to reduce dead weight & increase durability and sliding wheels MS base coated with P.U, all platforms are of same sizes.
- Towers lift / elevator is operated on motorised or hydraulic mechanism with heavy duty motors with four corner guide rails from top to bottom, elevator can be lifted with rope or chain as per requirement. All activity under mechanical control system on plc programming (to ensure proper synchronous operation of the while lowering and lifting the platform)
- The lift /elevator has the motorized mechanism to shift the car on to either side as well as move vertically up & down. This picks up an unoccupied pallet & brings it to the ground level to pick up the car and once the car is parked on the platform the lift / elevator lifts the platform with the car and slides to the empty slot dedicated for that platform.
- Tower parking Safety is priority, it consists of obstacle sensors at entry/exit, sensors for pallet positioning, overtravel safety, shaft clearance sensors, lift/elevator locking systems on every level etc.
- Connecting elements, HT bolts, nuts, etc.

To be performed by the customer

- Customer should provide a proper parking space allotted as per plan without any obstruction, with the minimum clear depth of the pit/well needs and clear height required from ground or pit level.
- Civil work and RCC structure and shaft would be under client's scope for the foundation of the tower parking systems at the allotted space for system, with the formation of the pit as per the plan with water proofing and painting inside with motor room slab and windows and entry/ exit door opening as per requirement.
- Lockable storage room should be provided at the site for storing tools, equipment's & other valuables needed during erection work.
- We recommend the provision of a drainage channel at the front of the pit which can either incorporate a pump 50 x 50 x 20 cm, or a connection into the storm water sewerage system via a petrol/oil interceptor. If the pump sump is not/ by manual drainage.
- For electric supply, 3 phase, 415 V ($\pm 10\%$) 50 Hz ($\pm 2\%$) 4 wire (3 PH + N + PE) electrical 2 supply to the main power point and the control wire line (5 x 2.5 mm, copper 3 PH + N + PE) with marked wire and protective conductor must be provided by customer during installation.
- Water proofing work all around RCC shaft and leakage proof shade with Railings and safety fences concerning the building structure and proper safety railing around the pit, with fire safety staircase required even for maintenance.
- Additional small space should be allotted for installing the Panel.

14) Horizontal circulation parking (AHCP)



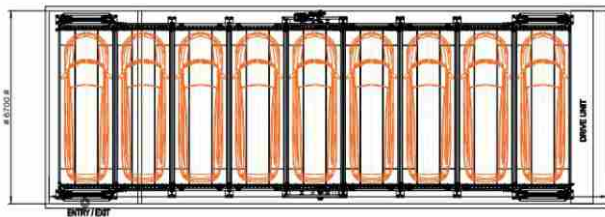
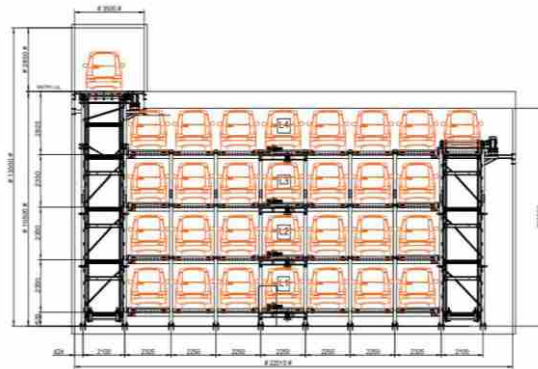
ARIHANT's Horizontal circulation parking systems dynamic system which utilizes a combination of vertical and horizontal movement to store and retrieve vehicles automatically. Horizontal circulation type rotary parking system creates an ability to utilize horizontal space by giving an advantage single entry /exit system, in our customizable design this full system can be installed in to the single basement made with out any slab with entry and exit of car on ground level. Efficient utilization of underground spaces can be done with is type of system. It's most suitable for building in long and narrow terrain. The most suitable plots for the systems are which are rectangular and have very limited access and probably only where one access is possible. But The cycle time is more than the other automatic system since a pallet wise circulation takes time.

General Details

| | | |
|-----|---------------------|---|
| 1) | Maximum load (kg) | 2000 kg to 2500 kgs |
| 2) | Operation type | Independent |
| 3) | No. of parking slot | 10 + < as per requirement and available space |
| 4) | Working type | Motorized driven lifted by heavy duty chain vertical conveyer type mechanism (traction type lift) and pallets interlocking system with each other for sliding which is moved by single motor at each level. |
| 5) | Material used | Mild structural steel, platform with H.R sheet |
| 6) | Finishing | Epoxy painting as per client requirement |
| 7) | Motor | 10 hp to 30 hp motor for lifting 3hp to 5hp for sliding mechanism. |
| 8) | Travel speed | |
| 9) | Power source | AC 415V, 3 PH, 50 Hz & Lighting - AC 220V, 1 PH, 50 Hz |
| 10) | Power consumption | 1 unit per operation. Depends on the size and height of tower. |
| 11) | Operated by | PLC programmed System operations using touch screen HMI with safety electric control panel key locking system and also RFID Key Fobs optional. |
| 12) | Structure | Heavy duty steel structural design customized as per the area available on site, designed considering UB sections, heavy thickness HR plates and heavy steel structures |
| 13) | Safety system | Emergency Stopper, Pallet Stopper, Limit Switch and sensor. |
| 14) | Application | Residential, Commercial, Hotels, Malls, hospital etc |

Dimensions with layout

Technical specification :



- Systems stands on heavy structural design consist equal sections for column with high thickness base plates and bracing for additional strengthening (mounted on the floor into the pit/ well)
- Platform made of corrugated HR plates on square pipe base to reduce dead weight & increase durability and sliding wheels MS base coated with P.U. All platforms with same sizes.
- Horizontal circulation systems have two lifts – Main lift and other one is the sub lift which is actually used for the horizontal movement of the pallets which are placed in the rack structure, this rack structure has a sliding mechanism for the platform to both lifts at every floor. The cycle time is more than the other automatic system since a pallet wise circulation takes time
- The lift /elevator operates on the double shaft motor with heavy duty gear box on both sides.

The Lifts have an in-built slot connected to lifting and lowering chain which stop as per the pitch defined in line with the number of levels and sizes of the car, this connecting channel stops parallel to the track channel at every level and platform sifting done with sliding mechanism. The pallets are interlocked with each other and move by single motor at each level

- Horizontal circulation parking Safety is features consists of obstacle sensors at entry/exit, sensors for pallet positioning, overtravel safety, shaft clearance sensors.
- Connecting elements, HT bolts, nuts, etc.

To be performed by the customer

- Customer should provide a proper parking space allotted as per plan without any obstruction, with the minimum clear depth of the pit/well needs and clear height required from ground or pit level.
- Civil work would be under client's scope for the foundation of the tower parking systems at the allotted space for system, with the formation of the pit as per the plan with water proofing and painting inside.
- Lockable storage room should be provided at the site for storing tools, equipment's & other valuables needed during erection work.
- We recommend the provision of a drainage channel at the front of the pit which can either incorporate a pump 50 x 50 x 20 cm, or a connection into the storm water sewerage system via a petrol/oil interceptor. If the pump sump is not/ by manual drainage.
- For electric supply, 3 phase, 415 V ($\pm 10\%$) 50 Hz ($\pm 2\%$) 4 wire (3 PH + N + PE) electrical 2 supply to the main power point and the control wire line (5 x 2.5 mm, copper 3 PH + N + PE) with marked wire and protective conductor must be provided by customer during installation.
- water proofing work all around basement and leakage proof shade with Railings and safety fences concerning the building structure and proper safety railing around the pit, with fire safety staircase required even for maintenance.
- Additional small space should be allotted for installing the Pannel.



www.arihantparking.com

R-399, TTC Ind. Area, MIDC, Rabale, Navi Mumbai - 400 701.
Tel. : +91-22-27600399 | Mob : 8850766672
E-Mail : info@arihantparking | arihantparkingsystems@gmail.com